



January 2025



- [tqgva.org](#)[Show and Tell](#)[TQG Board](#)[Library](#)[Membership](#)
- [Sat. Chapter](#)[Day Chapter](#)[Night Chapter](#)[Modern Group](#)[Resources - Services by Members](#)

TQG Calendar

Date	Event	Click to download printable calendar
Jan 4	Saturday Chapter – Zoom Only	9:30 am
Jan 7	Tuesday Drop-In Bee	10:00 am – 2:00 pm
Jan 7	Modern Group Quilt Along	6:30 – 8:00 pm
Jan 13	Day Chapter – Zoom Only	10:15 am
Jan 13	Night Chapter – Zoom Only	7:00 pm
Jan 14	Tuesday Drop-In Bee	10:00 am – 2:00 pm

Jan 16	Executive Board Meeting	6:30 pm
Jan 21	Tuesday Drop-In Bee	10:00 am – 2:00 pm
Jan 21	Modern Group Study Group	7:00 pm
Jan 22	Longarm Quilters' Group	6:30 pm
Jan 24	Newsletter Deadline	
Jan 28	Tuesday Drop-In Bee	10:00 am – 2:00 pm



President's Message

Wow! January 2025! Hard to believe a whole year has flown by and before we know it, we will be a quarter of the way through the 21st century. I know it is cliché to talk about New Year's Resolutions, but we all do it. So here are my "quilting resolutions" for 2025.

First, I resolve in the coming year to sort, de-clutter, organize, and clean my sewing studio. This is a resolution a lot of quilters make. There are even websites and YouTube videos on how to tackle this activity. I know I will not be happy to spend all my "sewing time" for days de-cluttering, so I plan to limit my sorting, organizing, and cleaning by focusing on one area at



January Chapter meetings will feature a National Speaker, Adelle Scott of Adelle Scott Design Studio and Ask Adelle. All three chapters will be on Zoom only.

Adelle will give the following presentations; **My Favorite Tips, Techniques & Products** which is a fast moving, fun lectures & demos on a wide variety of topics. **Always the Newest Notions** is a lecture that is always changing. From sewing machine aids to specialty rulers, appliqué tricks to perfect flying geese, what markers work and why do we need different sizes & types of pins, plus so much more... We'll solve problems, learn to save time, eliminate trouble and

a time and working on it for 30 minutes to an hour a day. The prime rule will be “touch it once.” Having a trash bag for what needs to be totally discarded, a box for donations, and third box for gifting (if it is something I know one of my friends will want) will keep me from moving my clutter around the room as I organize and sort.

I intend to look at each item and ask myself some hard questions like:

-Do I have a clear plan for using this or has this been useful in the near past?

-Is this too expensive to easily replace?

-Is there actually room for me to store this?

-Do I love this or have some kind of connection to this?

While I know I need to focus on one area of my space at a time, like the organizer under my sewing table or the shelves above my main sewing machine, some people like to focus on a single type of item at a time like, a fabric collection, quilting books, or notions. The way you decide to declutter and clean should fit you and your style. I just know that I am way overdue for a good de-clutter and cleaning. I hope to be diligent and get this done by the end of January.

My second quilt resolution is that once I am done and my studio is

make sewing more enjoyable.
Each lecture will be different.



Thank you everyone who helped at the TCC Library on December 12, 2024. For those who are picking up their quilts from me, below is the schedule of times available in January. If you have not already done so, please email me the date/time you will be picking up your quilt(s).

Pickup at Yvonne's home: (1839 Lincolnshire Pl, Virginia Beach, VA 23464)

Jan 5, 2025, 1 PM - 3PM

Jan 11, 2025, 12 PM – 2 PM

Jan 12, 2025, 1 PM – 3 PM

Any questions, please reach out to yvonne.moran@baesystems.us.



Let's start getting our creative minds working on the 2025 Mancuso

organized and clean, I will be ready to plan my quilting for 2025. I intend to sit down this year with a calendar and plot out the projects I know I want or need to finish and the possible deadlines. For example, if I know I am teaching at Spring Fling, when do I need that sample quilt finished? When do I need that graduation quilt done? This practice should keep me on track, and I won't have to scramble to finish something for a deadline this year.

My final resolution is to push myself to try one new technique or type of quilting this year. Our Modern Study Group that meets on Zoom has been learning how to be better at improv quilting this year. It is always good to grow in our practice or art so that we push ourselves to grow. I encourage you to think about the quilting year ahead and make some plans for yourself. Maybe you are making a commitment to finish all your UFOs, set a daily creative time, volunteer in a leadership role in TQG, make more charity quilts, or just work on that one complicated quilt of a lifetime. Whatever it may be for you, I wish you all success in 2025.

Norene Skiles

Special Exhibit. "Take Time to Smell the Flowers" is a quilt exhibit that celebrates the delicate beauty and peaceful moments found in nature. Each quilt is a vibrant, handcrafted tribute to the serenity and joy that flowers bring into our lives. Through intricate designs and rich colors, these quilts evoke the sense of pausing to appreciate the small wonders around us. The exhibit encourages visitors to slow down, take a deep breath, and find inspiration in the simplicity and elegance of floral patterns brought to life through fabric and thread.

If you are interested in submitting a quilt for the exhibit, please e-mail Yvonne at yvonne.moran@baesystems.us with the below information by January 10, 2025:

Quilter's Name, Title of Quilt, size & insurance value. Fill out attached sample blurb and email back to Yvonne. Please [click here for](#) a printable version of the sample blurb.

Ensure that every quilt that is entered for the exhibit has a **4 inch sleeve** sewn on the top for easy hanging.

If you have any questions, please email Yvonne at yvonne.moran@baesystems.us.

Saturday Guild



I hope everyone had a nice Christmas and Happy New Year.

We had 59 members and 3 guests; each received a bag to store sewing supplies when they arrived. We had our annual Christmas party with many door prizes given away. The program was a make and take scissor fob.

January Program will be only Zoom with Adelle Scott from Ask Adele. In February will be back in-person and our own Millie Johnson will be the program presenter.

If anyone has an idea for a program, please see me or Charlene Freeland.

Remember we have the use of the building from 9:30 am to 3:00 pm so come join us for the meeting and then stay and sew with us.

Debbie "DW" Williams
Saturday Chapter Coordinator



Night Chapter

Dear Quilting Friends, as this special time of year approaches, I



Day Chapter

Hello to all our Quilting Friends and Happy New Year. Monday Day Chapter had a fabulous in person holiday party in December. Our meeting was brief but full of wonderful surprises. We exchanged bowl cozies and had many door prizes to give out, along with Block of the Month and Lucky buck winners.

We had two mystery boxes, Linda Kelly and Karen Levine each won a box. Millie Johnson does such a great job putting them together. We had 56 members and three guests.

Karen Levine announced that she is stepping down from her job as Project Linus Coordinator for the Tidewater area. Karen will still be involved but a young lady from Newport News will now be coming to our meetings to accept items for Project Linus. Linda Auge, who works at Sunshine Quilts. Please give her as much support as you have generously given Karen though out all her years tenure. Thank you so much to Karen for your service to this wonderful charity. We are so thankful for all you have done!

Our January meeting is National

celebrate that many of you gathered for a festive and wonderful holiday celebration at our December meeting: 48 members + 2 guests. We recognized 9 of the completed Mystery Quilts from our Fall challenge, and hope to see more as they become complete.

Looking at the New Year we open our hearts to all the ways we can build our skills and nurture our friends, beginning with the Adele Scott speaker at our January Zoom meeting, where we will send one gift-certificate door prize for every 20 people for ease of distribution.

In February we will resume face-to-face with our own members modeling wearable art, especially items creatively made by our speaker Meryl Ann Butler.

In the meantime, please fill your hearts and homes with the best aspects of the season, however you celebrate it.

-Valerie Ainsworth

presenter, Ask Adelie. Bunnie Cleland will have an article about her different presentations to each chapter meeting. Please Join us on Zoom, it will be fun and very informative.

I would like to thank everyone who helped set up for our Holiday Potluck and cleanup as well. You are all the BEST and I appreciate everything you do to make our chapter meetings run smoothly. A big thanks to Mike at the church and his team as well!

Please keep Marta (Free table) and Barbara (CHKD Bear Program) in your thoughts and prayers.

This year has been a wonderful time to connect and I am pleased that so many people are wearing their name tags! Please keep it up and remember to put your emergency information on the back of your card.

Blessings to you all and I'm looking forward to 2025 and all the sewing instruction and fun we will have available this year!

Susan Newsom


The logo for the Modern Quilt Group features the words "Modern Quilt Group" in a playful, multi-colored font. Each letter is composed of several overlapping, semi-transparent shapes in various colors like blue, green, yellow, and red, giving it a vibrant, quilt-like appearance.



Welcome to a New Year!

While we are in a new calendar, we are still working on our current series of improving our improv quilts and studying inspiring modern quilters.

In January, Norene Skiles will present the program "Balancing Structure and Freedom" while we look at the quilts of Welsh quilter, Nicholas Ball. Please join us on Tuesday, January 21st at 7:00 p.m. (socializing begins at 6:30).




We have learned three different types of improv quilt blocks: insets, stars and flying geese. In January we will learn how to put those completed blocks into one low volume improv quilt. That means considering coping strips, background blocks and how to make them join up if they have not been squared up.

If you missed any of the QAL meet ups, check out the videos on our TQG You Tube Channel. It can be found on the website, under Meetings > Modern Group and then scroll to the bottom and click on Low Volume Quilt Alongs. You will need your TQG password.

Have you blocks available for Show and Tell or post them on Facebook.



TQG welcomes new members this month: Peggy Riddick –



Chesapeake, Linda Auge –
Williamsburg, Melissa Ross –
Virginia Beach.

We now have 309 active members. Keep that number growing by telling your friends to sign up on the TQGVA.org website under the membership tab.

Please [click here](#) for a printable version of the membership form.

Kim Norton



I am starting to plan early for the Spring Fling. It is scheduled for April 26, 2025 at the Bayside Baptist Church, 1920 Pleasure House Road, Virginia Beach, VA 23455. We are still looking for teachers so if you have a class you would like to teach (1/2 day or full day) please email me the details at yvonne.moran@baesystems.us.

More information will be provided in the coming months.

The guild is planning on offering a two-part Zoom class on using Procreate for quilting. Procreate is an iPad only graphics program that can be used to draw, but also to design quilts, practice/audition quilting on a quilt top, design your own fabric, make pantographs for long arm quilting, and design collage quilts. Truly you are only limited by your imagination. You will need your own iPad and Apple pencil as well as a phone or second way to access Zoom. This will be a see it done/ explained and then do it on your device type of class. It is offered in two parts so you can take some time after the first session to practice and then have a time to ask questions at the second session.

The first session is tentatively set for 10:00 am on January 25, 2025, and will cover the basics as well as tips and tricks of Procreate. (Like using layers effectively, finger gesture shortcuts, importing your own paint palettes, and setting up your display.) The second session will cover the quilting uses detailed above and is tentatively scheduled for February 8, 2025.

Sign ups will start in early January.

Bunnie Cleland

Yvonne Moran



Every other year, between our quilt shows, we like to set a Library Challenge. That's the plan for 2025, and it will begin with our first in-person meetings in February, and go til sometime in the fall. Details of size requirements (probably at least throw size and larger), display dates and prizes will be in the February newsletter.



The general idea is to select one or more books or DVDs from our library, and make something based on or inspired by that item. Then, when we display our new treasures, tell us about the inspiration and the book. I'd like to add that this is an opportunity to add to our skill sets!


Those of you who don't want to wait until February can start early - the collection is searchable on the website, and our librarians can answer questions by email. I'm starting early, as I'm about the slowest quilter I know. Quilters who work faster than I do might even incorporate Spring Fling classes with something chosen from the library, for even more challenge!

Here's my plan for my challenge: I've done Log Cabin quilts before (one belongs to my mother, another

December BOM: Hugs and Kisses
Tidewater Quilters' Guild All Chapter Meetings
Copyright Ann Sinclair 2024

Cutting Instructions:

-  White Background
A (8) $3\frac{1}{2}$ " squares
-  Assorted Floral Prints in Red and/or Pink
B (4) $6\frac{1}{2}$ " squares



NOTE: Read all directions before beginning. These blocks are made from floral prints of pinks or reds for Valentine's Day. The next in-person meetings are in February 2025. Create one or two blocks to turn in at each chapter meeting. You can turn the blocks to either make an "X" or an "O". If you make two, please make one of each configuration. This block uses a technique known as *flip and stitch* or *snowballed corners*. This technique rounds the corners off a square block. How to execute the technique: draw a diagonal line on a square, place it on the corner of a block, sew on the line, cut off the excess and press. Join the four quadrants together with scant $\frac{1}{4}$ " seams. Sew on the line for the *stitch and flip* corners. Have fun!

Page 1

The December Block of the Month is Hugs and Kisses. These blocks are not due back until the February Chapter meetings. So everyone has plenty of time. Please [click here](#) for a printable version of the pattern.



**Executive Board
Minutes**

There was no Executive Board Meeting in December 2024.

is a 16 inch miniature), but I've never done one with floating stars or accent squares. So that's my something new. I'm using two books, because I'm combining elements from two patterns by the same designer, and that's the Library part. It's scrappy, as usual for me, but I'm keeping the values more controlled, an additional challenge. It's going to be large, I think about 90 inches square, with an unusual border. I'm excited about it.

Our library has over 500 items to look over, many classics but also newer and oddball works, and we do have a small selection of DVDs, some from the Quilting Arts programs. There is bound to be something of interest for everyone.



We had a very successful Sew Day and award ceremony on 16 Nov at VFW Post 392 in Virginia Beach. We had 12 sewers including 6 newcomers. We awarded 14 Quilts to deserving veterans including 7 Vietnam veterans.



Virginia Quilt Museum:

Our guild supports the VQM in Dayton, VA. The museum houses special quilt exhibits, offers many kinds of events, and challenges. Please

2025 will start off fast as we have multiple activities beginning shortly after the New Year. Please mark your calendars with the following dates.

January 11, 2025 from 9:30 am – 2:30 pm will be a Sew Day and Award Ceremony at -VFW Post 392, 2408 Bowland Parkway, Virginia Beach. The Award Ceremony will be held at 1:30 pm.

February 1, 2025 from 9:30 am – 2:30 pm will be a QOV National Sew Day and Award Ceremony at the Kempsville Rec Center, 800 Monmouth Ln, Virginia Beach. The Award Ceremony will be held at 1:30 pm.

Registration for prizes on National Sew Day is open on the **www.QOVF.org** website. There will be multiple drawings including the grand prize: a Janome 3160 QOV Edition sewing machine! You must be a current registered member to participate in the drawings. Register or renew as a member of Patriots Triangle QOV for just \$10 per year at <https://www.qovf.org/membership/>. Click on group member.

Don't forget to stop by and say hello on February 27- March 2, 2025 at the Mid Atlantic Quilt Festival - Hampton Roads Convention Center, 1610 Coliseum Dr, Hampton, VA 23666.

Finally, Thank you to all who

check out their website for detailed information vaquiltmuseum.org/ and sign up for their [monthly newsletter](#).

TQG has made it's annual donation to the Virginia Quilt Museum, and we will be sponsoring the Mini Quilt Challenge which will be themed: At The Zoo.

Quilts will be accepted until May 9, 2025 and will be on display from May 15 - August 30, 2025. Debi Harding will collect quilts through Saturday Chapter meeting, May 3, 2025, and will deliver them before the deadline.

Lions and tigers and bears, oh my! Show off your favorite animal with this fun mini quilt challenge. If more traditional quilts are your style, think about all the blocks named after animals, from bear paws to flying geese and so many more. Let's see how many TQG members can make a Mini quilt for the Museum.

By the way, I visited the new location of the museum last weekend, and there are 30 Flower Power mini quilt challenges, all stunning! I hope at least 25 members will donate and share their talents.

Mini quilts must be 15" x 15" (inches), contain a 4" diameter hanging sleeve and have a label on the back of the quilt. Labels should include the name of the quilter and

supported the 'comfort quilts' initiative with Tammy and Les Wallace to send to those in southwest Virginia that were severely impacted by hurricane Helene. The drive has ended. We shipped over 100 quilts last week to Washington and Grayson Counties in VA and Bristol, TN, just across the border.

Thanks and have a blessed Christmas season.

Regards,

Les & Tammy Wallace

the title of the piece. City, State and date are also nice to include, especially if you are donating to the Museum to sell. Visit their website at vaquiltmuseum.org. Then choose exhibits to register. This Mini Quilt Challenge is a fundraiser to benefit VQM. The cost to enter a Mini quilt to exhibit is \$10. The enrollment form is there for different mini challenges. Make sure you choose 'At The Zoo' exhibit. The form will ask if you are willing to donate your quilt to the VQM so they can be sold in the museum shop to support the museum. If you are not donating your Mini Quilt(s) you must include a self-addressed and postage paid envelope with a tracking number when you submit your quilts so that they can be returned to you at the end of the display.

Hope your 2025 brings you all the Health, Happiness & Joy of Quilting!

Debi.Harding@cox.net (757)
615-7758

Email The Newsletter Editor

Please click the links below to access the Tidewater Quilters' Guild Facebook and Instagram pages.



Tidewater Quilters' Guild | PO Box 62635 | Virginia Beach, VA 23466 US

[Unsubscribe](#) | [Update Profile](#) | [Constant Contact Data Notice](#)



Try email marketing for free today!